

“It’s wonderful where the door isn’t just something that leads you between places, but is something unto itself.”

—Dan Kershaw, The Metropolitan Museum of Art





Sophisticated. Unique. Inviting.

John and Thad Walton know the beauty and warmth of wood. They founded a small building materials company in the upper Midwest over 30 years ago. There they developed expertise in doors and wood finishing, and built a successful company founded on the quality of their work. Years later, when they conceived of a custom wood door company, they wanted it to be different than any other company—a company with the ability to create magnificent designs, to meet the desires of the most discerning clients; a company with an extensive offering of hardwoods, including rare and exotic woods; and, a company offering myriad customization details and options, creating truly unique products for the country's most exclusive homes. Founded in 1998 in the foothills of the Rocky Mountains, Sun Mountain is that company.

With a process that merges old world craftsmanship with modern woodworking technology, Sun Mountain produces custom wood doors of the absolute highest quality. Sun Mountain doors are available in the broadest selection of designs and materials available. And, the company continues its founders' legacy as master wood finishers, with a wide collection of luxurious stains and hand-applied glazes, or custom color matching to taste.

Enjoy the journey to find the wood door you have been seeking. The wood door that reflects your unique style, that conveys sophistication, a warmth and comfort—that makes your house a home. The door that isn't just part of the home, but is "something unto itself."

Welcome to Sun Mountain—the premier maker of custom wood doors in the U.S.

Contents


Classic Traditional	2
Modern Contemporary	6
Rustic Artisan	10
Wood Species	14
Pre-finishing	16
Details	18
Function	21

Front cover: exterior SQ-0021-D00, Alder (select), Mocha stain, Clear glass with 7-lite sidelites; interior SQ-0200-D00, Alder (select), Mocha stain.

Opposite page: SQ-0003-D12, Walnut (knotty), Clear Coat, Satin glass.

This page: FH-0106-D11 double, Alder (knotty), Snake River glaze, Baroque glass.

Back cover: SQ-0100-D00, Alder (knotty), Poudre River glaze, with plank panel, speakeasy, wrought iron grille, and clavos.





Classic | **TRADITIONAL**

Classic speaks to something that stands the test of time, something that endures. Immediately recognizable and comfortable, yet evoking a sense of quality and sophistication. Such are Sun Mountain's classic or traditional-styled doors. These doors naturally complement architectural styles such as Colonial, French Provincial, Old World, Tudor, or Victorian. These are typically multi-level homes with rectangular and symmetrical shapes, some with steep roofs with multiple intersecting roof lines and gables. Classic door designs almost always feature traditional stile and rail construction, often with raised panels and decorative elements such as applied mouldings and clavos. Door tops can be square or arched, including Cathedral or Gothic arches. Glass is often used to provide both beauty and light. Woods for these doors are often "select" or clear, meaning free from major knots.

TF-0300-D12, Walnut (knotty), Rio Grande River glaze, with 1-lite transom.



From left:
TF-0400-D00, Alder (select), Maroon Peak glaze.
FH-0106-D04 double, Alder (select), Animas River glaze, Clear glass.
TF-0200-D02, Alder (select), Redcliff Mountain glaze.



FA-0600-D13, Lyptus® (select), Copper stain, with speakeasy.



FH-0501-D85 double, Walnut (knotty), with shelf, base kick, and SM4 and SM78 applied mouldings.



SQ-1500-D00, Cedar, Spanish (pin-knot), Snake River glaze, with clavos.



TR-0112-D04, Walnut (select), with metal overlay.

Classic | **TRADITIONAL**

ARCHITECTURAL STYLES

Colonial
 French Provincial
 Neoclassical
 Old World
 Plantation
 Tudor
 Victorian
 Gothic Revival


SUGGESTED WOODS

Ash
 African Mahogany
 Beech
 Cedar
 Cherry
 Lyptus®
 Maple
 Pine
 Poplar
 Oak
 Sapele
 Walnut

ELEMENTS

Select + Knotty Woods
 Stile and Rail Construction
 Square + Arched Tops
 Top Rail Arches
 Raised Panels
 Decorative Sticking
 Clear + Decorative Glass
 Applied Mouldings
 Clavos
 Speakeasies
 Wrought Iron Grilles
 Metal Overlays
 Sidelites + Transoms (Exterior)

DESIGN POSSIBILITIES



FA-0206-D07, Cherry (select), Honey stain, Seedy glass.



Modern | **CONTEMPORARY**

Modern or Contemporary home designs focus on simplification and elimination of undue ornamentation—facilitating functional, clutter-free living. These homes have open floor plans, odd or irregular shapes, flat roofs (often with multiple roof levels), minimal architectural touches, and oversized (often very tall) windows to welcome natural light. Sun Mountain includes the Craftsman style in this category as this design ushered in the modern era. Contemporary wood doors normally have square tops and simple, clean lines.

Contemporary door designs include both stile and rail and flush door construction, with flush doors sometimes featuring horizontal grain patterns, kerfs, metal inlays, and decorative glass presented in simple geometric patterns. For stile and rail doors, panels are flat (typically not raised), with simple square sticking. Wood species are sometimes mixed on the door, with dark and lighter woods creating a natural contrast. Woods are typically clear of knots, but knotty woods are now frequently mixed with other modern aesthetic elements of the home to achieve the trendy “Urban Rustic” or “Industrial Chic” design.

SQ-0003-D00, Alder (select), Mocha stain, Satin glass.



Clockwise from upper left:

SQ-0004-D00, Cherry (select), Sierra stain, Rain glass, with trapezoid sidelites.

SQ-0300-D12, Walnut (knotty), Clear Coat.

SQ-0000-F00, Maple (hard) with Walnut (select) edge, Clear Coat.

SQ-0004-D19 double, Walnut (select), Clear Coat, Satin glass, with contemporary barn door hardware.



SQ-0000-F02, Walnut (select) with Maple (hard) edge, Clear Coat.



SQ-0403-D46 double, Mahogany, African (select).



SQ-0206-D03, Mahogany, African (select), Cinnamon stain, with shelf and corbals.



SQ-0001-F01, Walnut (knotty).

Modern | CONTEMPORARY

ARCHITECTURAL STYLES

Contemporary
Craftsman
Modern
Midcentury Modern
New Classical
Postmodern
High-tech
Minimalist
Urban Rustic

SUGGESTED WOODS

Alder
Ash
African Mahogany
Beech
Cedar
Cherry
Lyptus®
Maple
Oak
Poplar
Sapele
Walnut


ELEMENTS

Select + Knotty Woods (for Urban Rustic)
Stile and Rail + Flush Construction
Square Tops
Flat Panels
Square Sticking
Decorative Glass
Shelves and Corbals
Kerfs
Metal Inlays



FH-0003-D12, Walnut (select), with metal inlays and 3-lite sidelite.

DESIGN POSSIBILITIES



SQ-0001-F09 double, Maple (hard), Clear Coat (interior), custom stain (exterior), Glue Chip glass, with 4-lite transom.





Rustic | ARTISAN

Incorporating many elements found in nature, Rustic homes embody the simplicity and beauty of the great outdoors, and the handmade workmanship of artisans. Exteriors often feature timber or stone siding, blending with the outside environment. Interiors accent wood-beamed ceilings, grand stone fireplaces, wide plank hardwood flooring, and doors and mouldings made with knotty or “character” woods. These Rustic elements provide an atmosphere of easy relaxation.

Sun Mountain offers a wide variety of Rustic door designs, typically with stile and rail construction. Door tops are often square, but flat arch tops are also popular, as are top rail arches. The Rustic motif includes the Mediterranean style, with Tuscan designs featuring full arch tops. Raised panels are sometimes v-grooved, creating the illusion of panels with individual wood “planks.” Glass is often featured, with simple clear panes, or decorative glass with a “hand blown” look such as Baroque. Popular woods include the knotty grades of such species as Alder, Cherry (called “character” Cherry), Hickory, Oak, and Walnut. These woods are often “distressed” to create an antique, worn look. In addition, Sun Mountain offers “reclaimed” lumber, including Oak from old barns and granaries.



Opposite page:
SQ-0200-D02, Alder (knotty), Slate River glaze, with plank panels and clavos.

This page, clockwise from left:
SQ-0206-D07 double, Alder (knotty), Yampa River glaze, Clear glass.
SQ-0200-D02, Alder (knotty), Clear Coat, with speakeasy.
SQ-0100-D00 double with cross-buck, Oak (reclaimed barnwood), Clear Coat, with rustic barn door hardware.



SQ-0200-D02, Alder (knotty) frame with custom distress, Oak (reclaimed White) panels, Peak Seven glaze.



FA-0200-D02, Alder (knotty) with heavy distress, Fall River glaze.



SQ-0200-D03 with z-buck, Cherry (select) with heavy distress, Snake River glaze.



FA-0000-F00, Alder (knotty) with heavy distress, Fall River glaze, with planks.

Rustic | ARTISAN

ARCHITECTURAL STYLES

Mediterranean
Mission
Mountain
Pueblo Revival
Rustic
Tuscan
Urban Rustic


SUGGESTED WOODS

Alder
Birch
Cherry
Hickory
Maple (Wormy)
Oak (including Reclaimed)
Pine
Walnut

ELEMENTS

Knotty Woods
Stile and Rail Construction
Square + Arched Tops
Top Rail Arches
Raised + Plank Panels
Decorative Sticking
Clear + Decorative Glass
Applied Mouldings
Clavos
Speakeasies
Wrought Iron Grilles
Sidelites + Transoms (Exterior)

DESIGN POSSIBILITIES



TR-0200-D02, Alder (knotty), Roan Creek glaze, with plank panels, speakeasy, and wrought iron grille.

Wood Species

Sun Mountain doors are available in over 20 wood species including both domestic and exotic hardwoods and softwoods. Many species can be further designated by “grade,” such as “knotty” (sometimes called “character”) or “select” (clear, with little or no knots). In addition to the traditional “flat” cut, unique effects can be achieved by special cuts of the logs, such as “rift” and “quarter” cuts. And, if you don’t find what you desire from this broad collection of offerings, Sun Mountain can source almost any unique or rare wood species for your special project.



ALDER Color varies from reddish-brown to light tan to honey. Knotty Alder has a rustic, rugged look.




ASH, Northern White Valued for its strength, hardness, heavy weight, and elasticity, its use in baseball bats is famous.



BEECH With exceptional color uniformity and texture, the lumber is steamed to a consistent tan color.



BIRCH Among the most featureless of North American hardwoods, although it has a pleasing figure with wavy grain.



CEDAR, Spanish (Pin-knot) A softwood with a grain pattern similar to Mahogany. Color varies from reddish-brown to light pink.



MAPLE, Wormy Selected to show mineral streaks and color variations caused by the ambrosia worm.



OAK, Red A hardwood chosen mainly for its prominent open grain pattern. Some color variation from reddish-tan to medium brown.



OAK, White A dense hardwood with a white to cream to light brown color.

	HARDNESS ¹	CHARACTER (KNOTTY) GRADE				SELECT GRADE			
		PRICE	CUTS	INTERIOR DOORS	EXTERIOR DOORS	PRICE	CUTS	INTERIOR DOORS	EXTERIOR DOORS
ALDER	590	\$	F	Yes, Stain	Yes, Stain	\$\$	F	Yes, Stain	Yes, Stain
ASH , Northern White	1320					\$\$	F	Yes, Stain	Yes, Stain
BEECH	1300					\$\$\$	F	Yes, Stain	Yes, Stain
BIRCH , Yellow	1260					\$\$\$	F	Yes, Stain	Yes, Stain or Paint
CEDAR , Spanish (Pin-knot)	600	\$\$\$\$	F	Yes, Stain	Yes, Stain or Paint				
CHERRY	950	\$\$	F	Yes, Stain	Yes, Stain	\$\$\$\$	F	Yes, Stain	Yes, Stain
HICKORY	1970	\$\$	F	Yes, Stain	Yes, Stain	\$\$	F	Yes, Stain	Yes, Stain
LYPTUS®	1800					\$\$\$	F	Yes, Stain	Yes, Stain
MAHOGANY , African	840					\$\$\$\$	F, R & Q	Yes, Stain	Yes, Stain
MAPLE , Hard	1440					\$\$\$	F	Yes, Stain	Yes, Stain

F = Flat Cut
R = Rift Cut
Q = Quarter Cut
RC = Reclaimed



CHERRY A hardwood with rich color and flowing grain pattern. The fine, satiny texture is uniform and wavy.



HICKORY A dense hardwood with high shock resistance. Heartwood is tan or red, with sapwood creamy white.



LYPTUS® A hardwood with density similar to Hickory or Maple, with surface qualities similar to Mahogany.



MAHOGANY, African A hardwood with a straight or interlocked grain, silky ribbon figure, and moderately coarse texture.



MAPLE, Hard A very strong hardwood with a closed, subdued grain and a uniform texture.



MAPLE, Soft A hardwood with a straight, close grain pattern and a fine, even texture.



OAK, Reclaimed White Reclaimed from old buildings, rustic features include knots, insect scarring, and nail holes.



OAK, Reclaimed Barnwood Sourced from old buildings, barns and granaries, a mix of Red and White Oak.



PINE A softwood with a relatively straight grain pattern, light in weight and low in shock resistance.



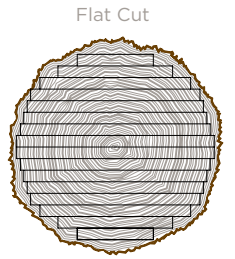
POPLAR A hardwood with relatively straight grain and even texture, an excellent choice for a painted finish.



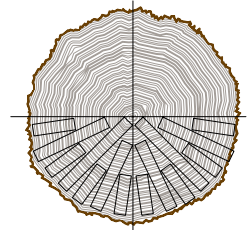
SAPELE Native to tropical Africa, reminiscent of Mahogany with a distinctive grain figure.



WALNUT A hardwood with beautiful, distinct differences in color between the sapwood and heartwood.



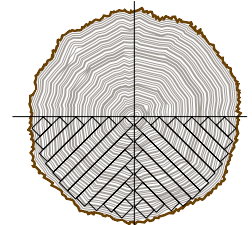
Flat Cut



Rift (Oak, White)



Quarter Cut



Quarter (Oak, White)



	HARDNESS ¹	CHARACTER (KNOTTY) GRADE				SELECT GRADE			
		PRICE	CUTS	INTERIOR DOORS	EXTERIOR DOORS	PRICE	CUTS	INTERIOR DOORS	EXTERIOR DOORS
MAPLE, Soft	940					\$\$	F	Yes, Stain or Paint	Yes, Stain or Paint
MAPLE, Wormy	940					\$	F	Yes, Stain	Yes, Stain
OAK, Red	1290					\$\$	F, R & Q	Yes, Stain	Yes, Stain
OAK, White	1360	\$\$	F, R or Q	Yes, Stain	Yes, Stain	\$\$\$	F, R or Q	Yes, Stain	Yes, Stain
OAK, Reclaimed White	1360	\$\$\$\$\$	RC	Yes, Stain	Yes, Stain				
OAK, Reclaimed Barnwood	1290	\$\$\$\$\$	RC	Yes, Stain	Yes, Stain				
PINE	380	\$	F	Yes, Stain	Yes, Stain	\$\$	F	Yes, Stain	Yes, Stain
POPLAR	430					\$	F	Yes, Stain or Paint	Yes, Stain or Paint
SAPELE	1500					\$\$\$\$	F, R & Q	Yes, Stain	Yes, Stain
WALNUT	1010	\$\$	F	Yes, Stain	Yes, Stain	\$\$\$\$	F	Yes, Stain	Yes, Stain

¹The Janka Hardness Test measures the resistance of wood to denting and wear.

Pre-finishing


Wood finishing (called “pre-finishing”) is a hallmark of Sun Mountain. The company’s wood finishing experience began over 30 years ago, and its finishes are renowned in the door industry. Sun Mountain’s wood finishes are “fine furniture” quality, providing much higher quality and lower cost than on-site painting. And, factory pre-finished products are ready to install, reducing time and scheduling in the construction process. The company’s pre-finishing strengths include:

- A minimum of 30 minutes per door hand-sanding—ensuring grain closure and perfect preparation prior to finishing
- Top quality catalyzed conversion and UV (Ultra-Violet) varnish systems (similar to high-end pre-finished cabinets and fine furniture)
- Proprietary stain formulas created specifically for Sun Mountain’s environment and applied using HVLP (High Volume Low Pressure) and air-assisted spray guns—ensuring even tones with no blotchiness
- A “clean room,” dust-free environment not achievable on the jobsite—preventing small dust and dirt particles from settling on the product before drying
- Six-sided coating, providing moisture seal on all sides, preventing product warping; Sun Mountain’s warranty for interior doors increases from one year to five years on pre-finished options
- Expert artisans providing a broad selection of unique, high-end finishes including hand-applied glazing, highlighting, shadowing, and distressing
- A broad collection of standard stain and glaze colors, or custom color matching—perfectly matching your unique design and style

Clear coat and standard glaze options for seven of the most popular wood species are shown here.

	CLEAR COAT	YAMPA RIVER	POUDRE RIVER	GLACIER POINT	RIO GRANDE RIVER	SLATE RIVER
ALDER						
CHERRY						
HICKORY						
OAK (WHITE)						
POPLAR						
SAPELE						
WALNUT						

LIGHT



DARK

RED

Colors shown may not exactly match actual wood finishes. Physical samples are available.

Details

PANEL AND STICKING PROFILES

Panels are the large, wide, and flat components of a stile and rail door. A panel profile is a decorative cut into the edge of the wood panel, creating the “raised panel” effect and adding depth and beauty to the design. Sticking is the decorative profile on the edge of the stiles and rails (the vertical and horizontal frames of the door, respectively) where they meet the panel. Sun Mountain makes over 90 combinations of panel sticking profiles. The most popular of these profiles are shown here.



A-1 Profile



A-2 Profile



C-2 Profile



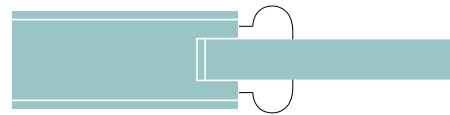
C-4 Profile



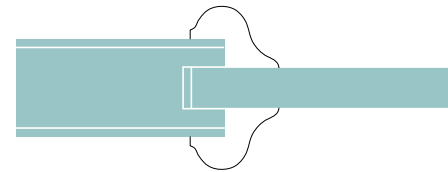
C-5 Profile

APPLIED MOULDINGS

Applied mouldings are an optional decorative trim attached where the panels meet the stiles and rails of the door, or placed on the panel surface to create a decorative pattern. Sun Mountain manufactures over 30 applied moulding profiles. The most popular of these mouldings are shown here.



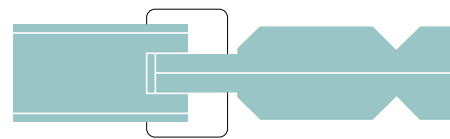
SM58 Profile (shown on A-1)



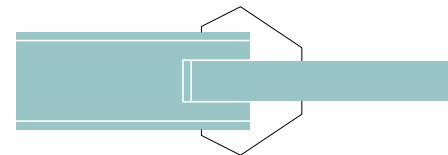
SM64 Profile (shown on A-1)



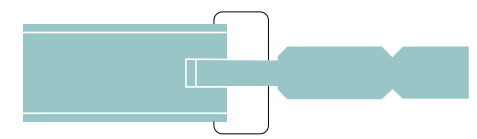
SM78 Profile (shown on A-4)



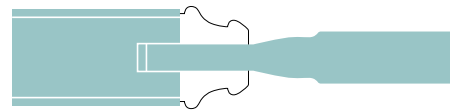
SM87 Profile (shown on A-8)



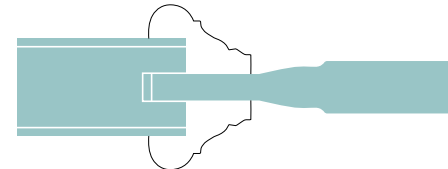
SM107 Profile (shown on A-1)



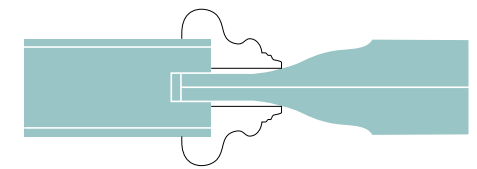
SM118 Profile (shown on A-2)



SM119 Profile (shown on A-4)



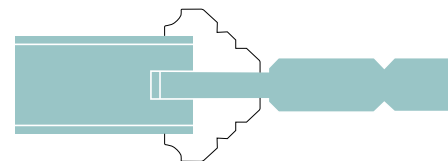
SM228 Profile (shown on A-4)



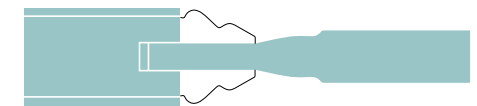
SM244 Profile (shown on A-5)



SM306 Profile (shown on A-1)



SM313 Profile (shown on A-2)



SM324 Profile (shown on A-4)

GLASS

Doors with glass are commonly referred to as “lited” doors, and individual panes of glass are called “lites.” Sun Mountain offers over 30 styles of glass for doors, and can source additional custom glass styles upon request. All door glass is tempered for both safety and building code compliance.

Sun Mountain’s most popular glass styles are shown here.



Artique



Baroque



Cord



Crackle



Crystal Ice



Glue Chip



Granite



Hammered



Krinkle



Narrow Reed



Pattern 62



Rain



Rainwater



Reeded



Rough Rolled



Satin



Satin Seedy



Vecchio



Velvex



White Lami

DISTRESSED WOOD

Sun Mountain can “distress” new wood to give it a worn, antique look and feel. Skilled artisans do this by hand, using a variety of old world tools. Distressing is particularly dramatic on rustic (knotty) wood species, and pre-finished glaze options beautifully highlight the warmth and character of the antiqued wood.

Sun Mountain’s standard distress options are shown here.

CLAVOS


Clavos are decorative nails used to simulate fasteners for traditional mortise and tenon joinery. They accent doors and other millwork, to create or enhance an antique or old world look and feel.

Sun Mountain offers spin-cast zinc alloy clavos in a variety of shapes, sizes, and patinas, with a roofing nail for secure and easy placement.




SPEAKEASIES

A speakeasy is small window cut into an entry door at eye level, used for secure greeting of visitors (with the term originating from Prohibition America in the 1920s). Sun Mountain’s speakeasies typically include tempered and insulated clear glass, and an optional wooden door with latch.



LIGHT DISTRESS

- Characterized by:
- Scratches
 - Lightly broken edges
 - Surface dents + dings



MEDIUM DISTRESS

- Includes the features of light distress, with:
- Heavily broken edges on panels + sticking
 - Worm holes
 - Long cracks
 - Planer chatter around knots



HEAVY DISTRESS

- Includes the features of medium distress, with:
- Heavily planed + sanded surface finish
 - Additional worm holes
 - Random gouges

WROUGHT IRON GRILLES

Wrought iron grilles can be attached on the door providing security for glass. Sun Mountain offers grilles in several distinctive styles to match the door or architectural design. Doors with a speakeasy typically include a small grille, while larger grilles are used over glass panes on the door or sidelites.

Function

HINGES

PIN AND BARREL



Flat Black



Bright Brass



Dull Brass



Antique Brass



Oil Rubbed Bronze



Satin Nickel



Antique Nickel



Bright Chrome



Dull Chrome

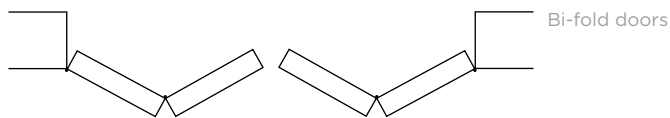
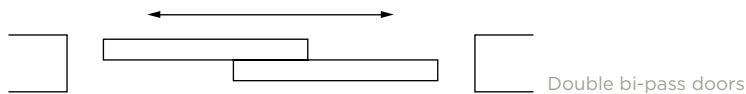
Sun Mountain offers square-corner, ball bearing pin and barrel hinges, available in a choice of nine finishes, standard with factory pre-hanging.

HIDDEN

Sun Mountain offers “hidden hinges” from leading manufacturers. These hinges mount in mortise pockets on the door edge and frame, and are completely hidden from view from the face of the door. This allows for “invisible door” installations—specifically on flush doors, as the surface of the door blends with the surrounding walls.

SLIDING BARN DOORS

Sun Mountain offers both rustic and contemporary sliding barn door hardware. Rustic designs include a classic flat-track hardware system, with spoke wheels mounted to the door with wide strap hangers. Contemporary designs include sleek stainless steel hardware, with large roller wheels running on a rounded stainless steel bar.



PIVOT

Pivot hinges attach at the top and bottom of the door, installed several inches from the door edge, allowing for a unique swinging function. Sun Mountain offers pivot hinges from leading suppliers.

POCKET DOORS

Pocket doors were first created over 100 years ago, and were a popular feature in many Victorian-style homes in the late 1800s and early 1900s. A pocket door slides on a hardware track inside the adjacent wall structure, disappearing into the wall when open. Though pocket doors fell out of design favor for many years, they are now making a resurgence, helped by new and improved (smooth and quiet) hardware systems.



BI-PASS AND BI-FOLD DOORS

Bi-pass doors are double doors that open and close by sliding side-by-side on a metal track. Bi-fold doors are door pairs hinged in the middle, that slide on a track and open and close in an “accordion” fashion. Bi-pass and bi-fold doors are most often used for interior closet or pantry door applications. Sun Mountain includes track hardware with the price of these doors.



Showrooms in:
Berthoud, CO (HQ)
Colorado Springs, CO
Asheville, NC
San Francisco, CA
Park City, UT
Scottsdale, AZ



SUN MOUNTAIN, INC.
140 COMMERCE DRIVE
BERTHOUD, CO 80513

888.786.6861
info@sunmountaindoor.com
[SUNMOUNTAINDOOR.COM](https://www.sunmountaindoor.com)