

MADE IN THE
USA

GLASS (1-LITE)



Teton Glass (1-Lite)

Features

- 1/4" Clear Single Glaze Glass
- Hardwood dowel construction
- Engineered LVL core stiles with 1/8" thick veneer

Sizes

6/8 H	8/0 H
2/6 W	2/6 W
3/0 W	3/0 W

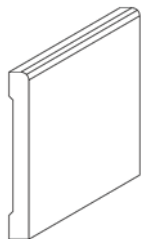
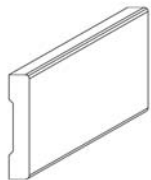
Pre-Hung
\$224
and
\$274



Teton Mouldings

Features

- Knotty Alder Eased Edge Case and Base



Case

2-1/4"	\$0.77/LF
3-1/4"	\$1.20/LF

Base

3-1/4"	\$1.20/LF
5-1/4"	\$1.81/LF




140 Commerce Drive
Berthoud, CO 80513

Teton SERIES
by **SUN MOUNTAIN**

1-3/8"

KNOTTY ALDER

Interior Doors





RAISED PANEL

PLANK

CRAFTSMAN



Teton 2-Panel TRA

Features

- Two solid wood raised panels with beveled sticking
- Top Rail Arch (TRA)
- Hardwood dowel construction
- Engineered LVL core stiles with 1/8" thick veneer

Sizes

6/8 H	8/0 H	
- 1/6 W	- 1/6 W	Pre-Hung \$199
- 2/0 W	- 2/0 W	
- 2/4 W	- 2/4 W	and \$274
- 2/6 W	- 2/6 W	
- 2/8 W	- 2/8 W	
- 3/0 W	- 3/0 W	



Teton 2-Panel Plank TRA

Features

- Two solid raised panels with V-grooves and beveled sticking
- Top Rail Arch (TRA)
- Hardwood dowel construction
- Engineered LVL core stiles with 1/8" thick veneer

Sizes

6/8 H	8/0 H	
- 1/6 W	- 1/6 W	Pre-Hung \$224
- 2/0 W	- 2/0 W	
- 2/4 W	- 2/4 W	and \$274
- 2/6 W	- 2/6 W	
- 2/8 W	- 2/8 W	
- 3/0 W	- 3/0 W	



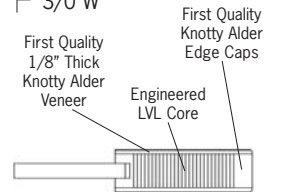
Teton Craftsman

Features

- Three flat solid wood panels with square sticking
- Hardwood dowel construction
- Engineered LVL core stiles with 1/8" thick veneer

Sizes

6/8 H	
- 1/6 W (2-Panel)	Pre-Hung \$224
- 2/0 W	
- 2/4 W	and \$274
- 2/6 W	
- 2/8 W	
- 3/0 W	



Teton 2-Panel Square

Features

- Similar to 2-Panel TRA
- Square Top Rail

Sizes

6/8 H	8/0 H	
- 1/6 W	- 1/6 W	Pre-Hung \$224
- 2/0 W	- 2/0 W	
- 2/4 W	- 2/4 W	and \$274
- 2/6 W	- 2/6 W	
- 2/8 W	- 2/8 W	
- 3/0 W	- 3/0 W	



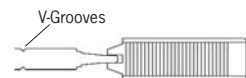
Teton 2-Panel Plank Square

Features

- Similar to 2-Panel Plank TRA
- Square Top Rail

Sizes

6/8 H	8/0 H	
- 1/6 W	- 1/6 W	Pre-Hung \$224
- 2/0 W	- 2/0 W	
- 2/4 W	- 2/4 W	and \$274
- 2/6 W	- 2/6 W	
- 2/8 W	- 2/8 W	
- 3/0 W	- 3/0 W	



SUN MOUNTAIN, INC. is a leading manufacturer of custom architectural doors, mouldings and hardwood flooring, ready-to-install with pre-hung (doors) and pre-finished options.

OPERATIONS IN:
Asheville, NC
Berthoud, CO
Los Angeles, CA
Sacramento, CA
San Diego, CA

(888) 786-6861 Toll Free
(970) 532-2208 Fax
www.sunmountaindoor.com